

Metal Clad Economy Resistors

IRB60, 80, 120 metal clad, wire wound resistors are ideal for applications that require 60W~120W or less and are on a budget. These models come in a durable metal case and have flying leads.



GENERAL SPECIFICATIONS

Model	Power Rating	Resistance Range[Ω]		Resistance Tolerance (%)
		Inductive	Non-Inductive	
IRB 60	60W	0.1 ~ 270	0.1 ~ 56	G [±2] H [±3] J [±5] K [±10]
IRB 80	80W	0.1 ~ 910	0.1 ~ 110	
IRB 120	120W	0.1 ~ 1.3K	0.1 ~ 300	

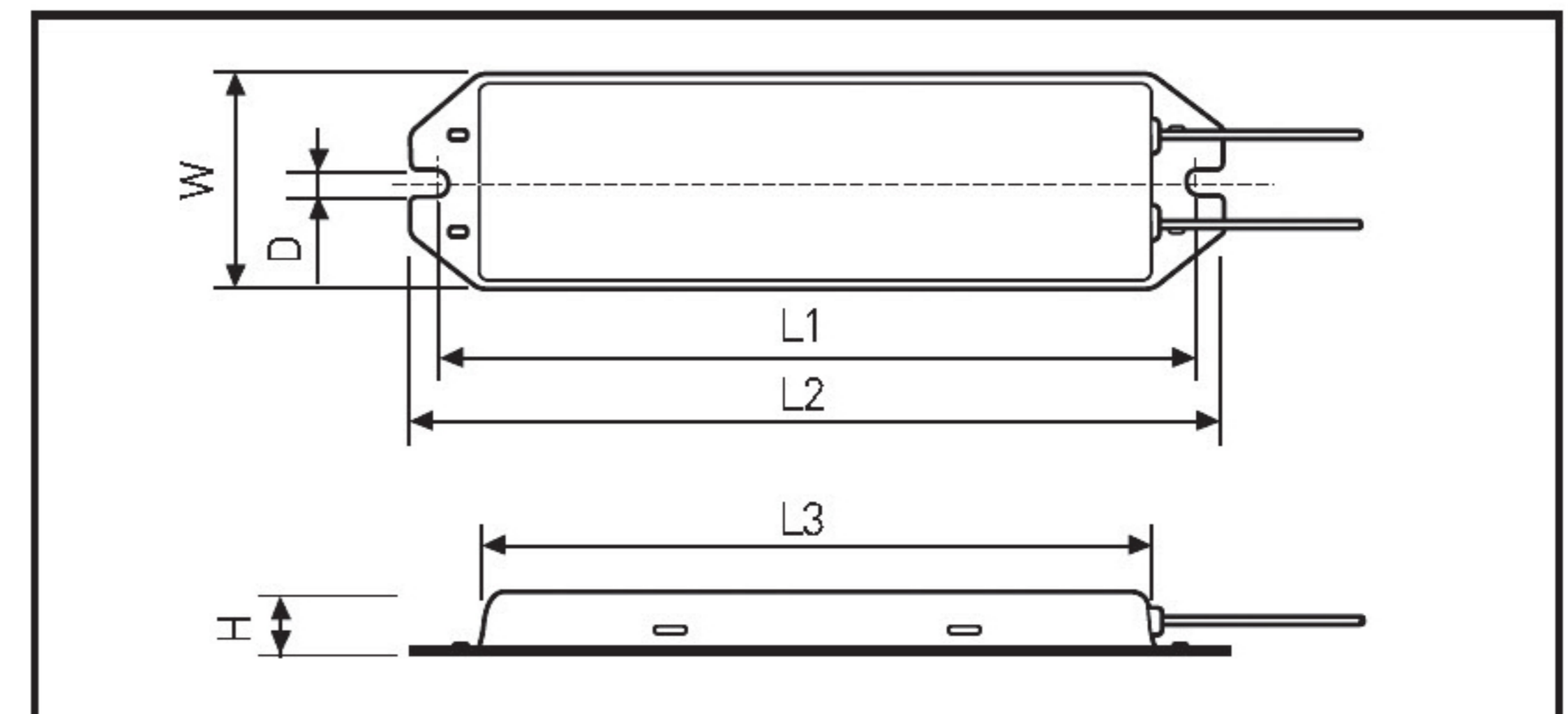
CHARACTERISTICS

Values in [] mean change in Ω after test

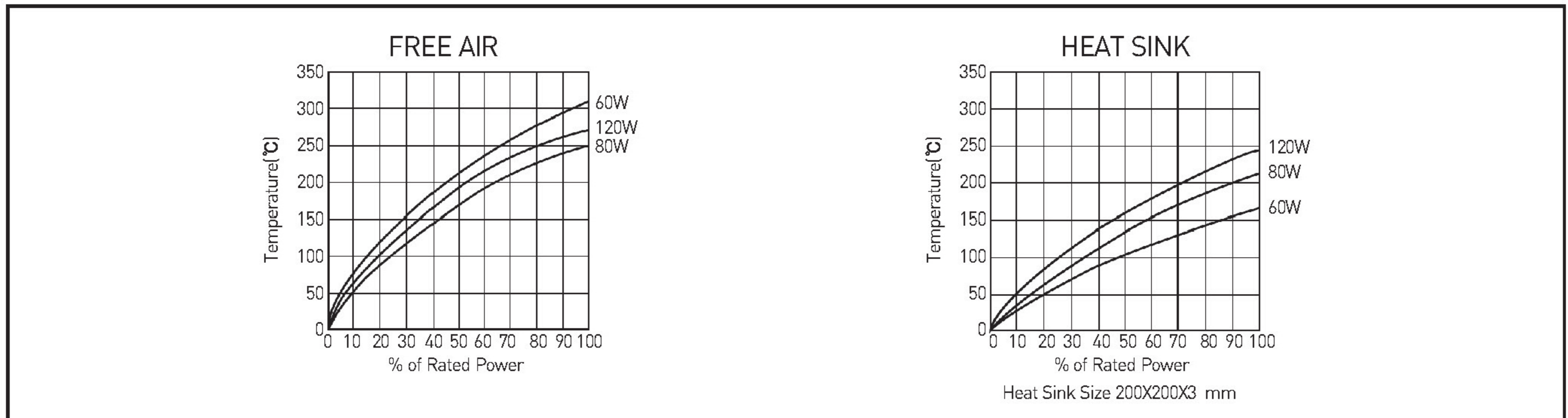
Temperature Range	-55℃ ~ 200℃	
Insulation Resistance	20MΩ minimum	
Dielectric Withstanding Voltage	Available options: AC1500V, 3500V, 4500V, 5400V maximum. leakage current: 2mA	
Temp. Coefficient	±260ppm/℃ maximum	
Short time Overload	ΔR±[2%+0.05Ω]	60W: 5×Power rating, 80W, 120W: 10×power rating 5 sec.
Moisture Resistance	ΔR±[3%+0.05Ω]	40℃, 95% RH, DC100V case to terminal, 500 hours
Thermal Shock	ΔR±[2%+0.05Ω]	Power rating 30 minutes, -25℃ 15 minutes
Vibration	ΔR±[1%+0.05Ω]	10Hz~55Hz~10Hz (1 minute), 2 hours each direction
Moisture Load Life	ΔR±[3%+0.05Ω]	40℃, 95%RH, 0.1 x Power rating 1.5 hours on, 30 minutes off, 500 hours
Load Life	ΔR±[5%+0.05Ω]	Power rating 1.5 hours on, 30 minutes off, 500 hours

DIMENSIONS [mm]

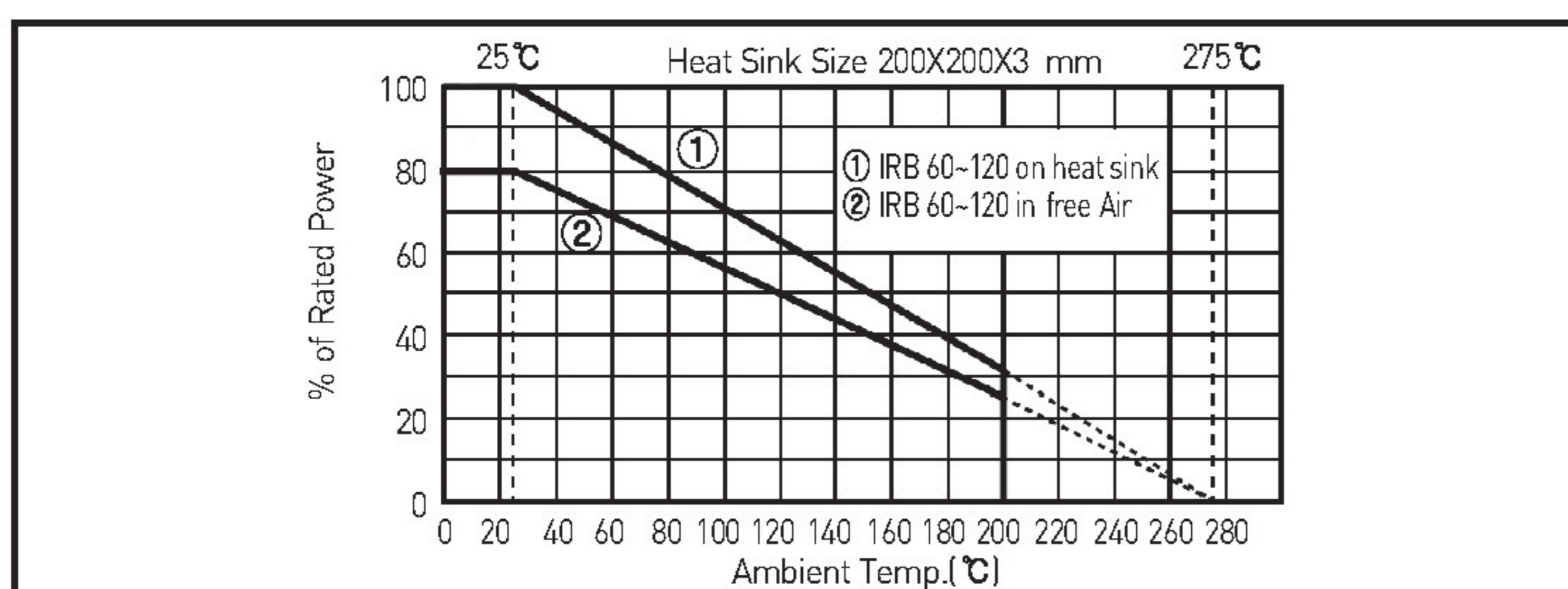
Model	Dimensions [mm]					
	L1	L2	D	W	L3	H
IRB 60	100±1.5	90±1	5±0.2	32.3±0.5	75±1	12.3±1
IRB 80	150±2	140±2	4.2±0.5	34±1	130±2	20±1
IRB 120	182±1	170±1	5±0.2	44±1	150±1	13±0.5



SURFACE TEMPERATURE INCREASE CURVES



DERATING CURVES



ORDERING PROCEDURE EXAMPLE

