


RUG-Z

Mounted Type Precision Shunt Resistor



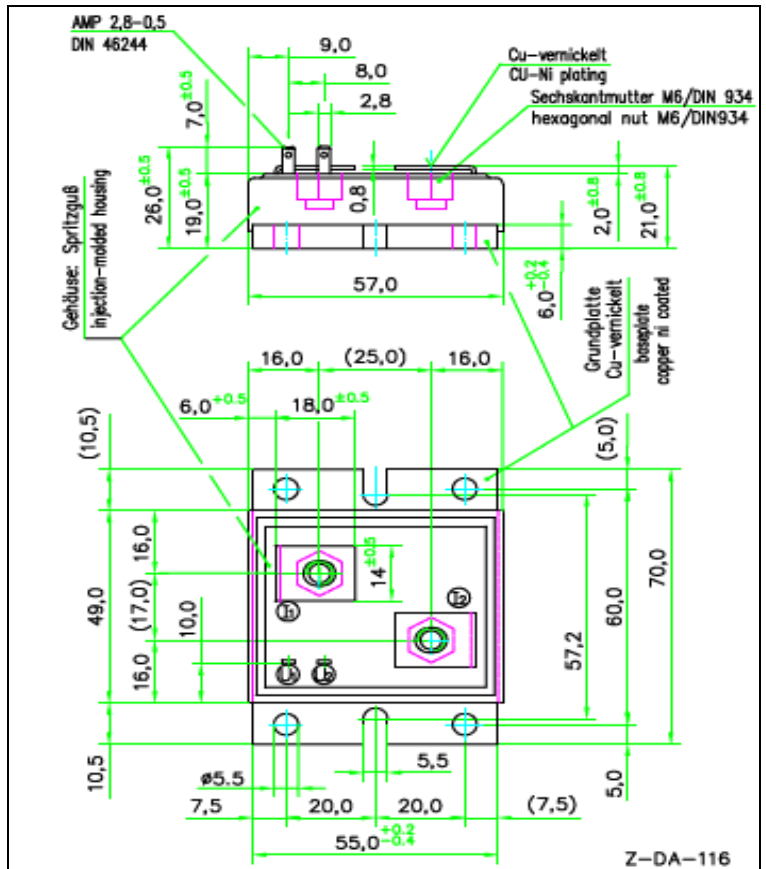
FEATURES

- 250 Watt permanent
- 50 J pulse power for 10 ms
- Extremely low resistance values down to 1 mΩ
- TCR-values as low as 1 ppm/L

APPLICATIONS

- High current sensing
- Measurement equipment
- Reference resistors in laboratories
- Current source
- Laboratory power supply
- DKD calibration upon request

DIMENSIONS



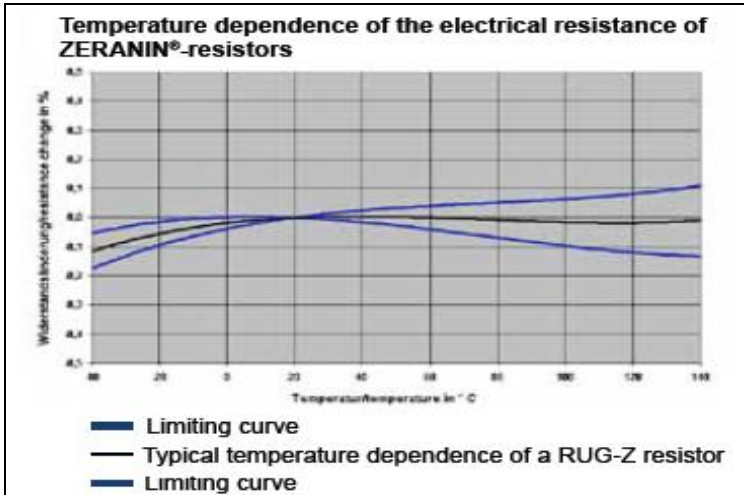
GENERAL SPECIFICATIONS

Model (Type)	Resistance value	Tolerance	Temperature Coefficient (TCR)
RUG-Z	1, 2, 5, 10, 20, 50, 100, 200, 500 mΩ 1, 10, 100 Ω	0.1%, 1%	< ±1/±3/±5/±10 ppm/K (20°C to 60°C)

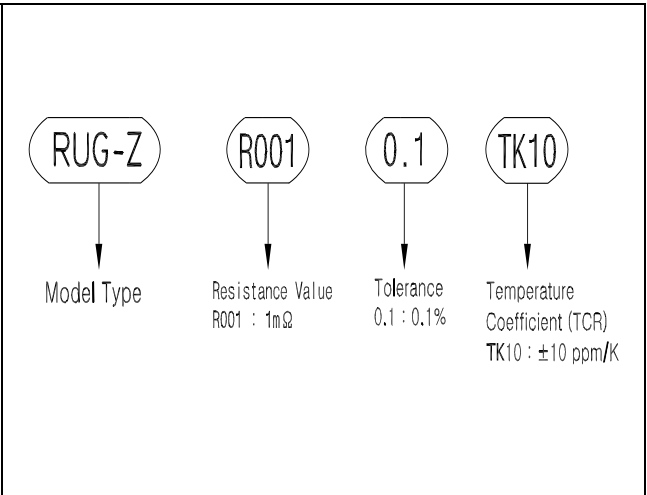
CHARACTERISTICS

Resistance Values	1, 2, 5, 10, 20, 50, 100, 200, 500 mΩ 1, 10, 100 Ω
Tolerance	0.1%, 1%
Temperature Coefficient (TCR)	< ±1/±3/±5/±10 ppm/K (20°C to 60°C)
Applicable Temp. range	-55°C to +110°C
Load capacity	250W
Single Pulse Power Load	50J (tp < 10ms)
Thermal resistance to copper base plate	(R _{thi}) < 0.1K/W
Dielectric withstanding voltage	500 VAC
Inductance	< 10nH
Stability (nominal load) Deviation	< 0.2 % after 2000hours

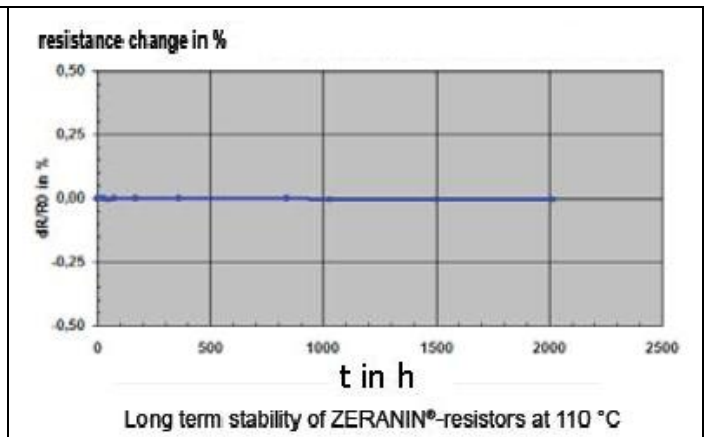
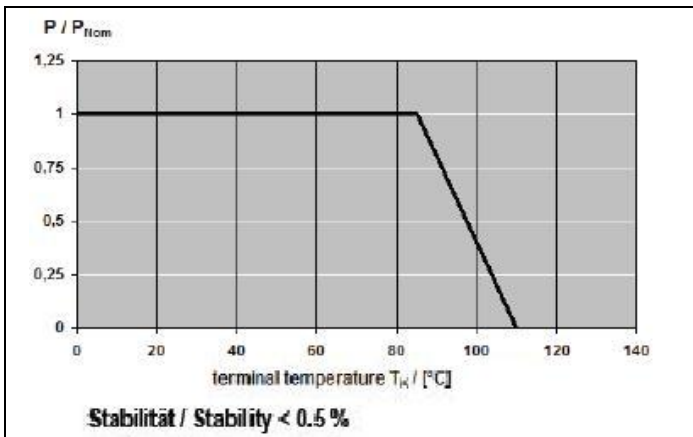
TCR



CODING PROCEDURE EXAPLE

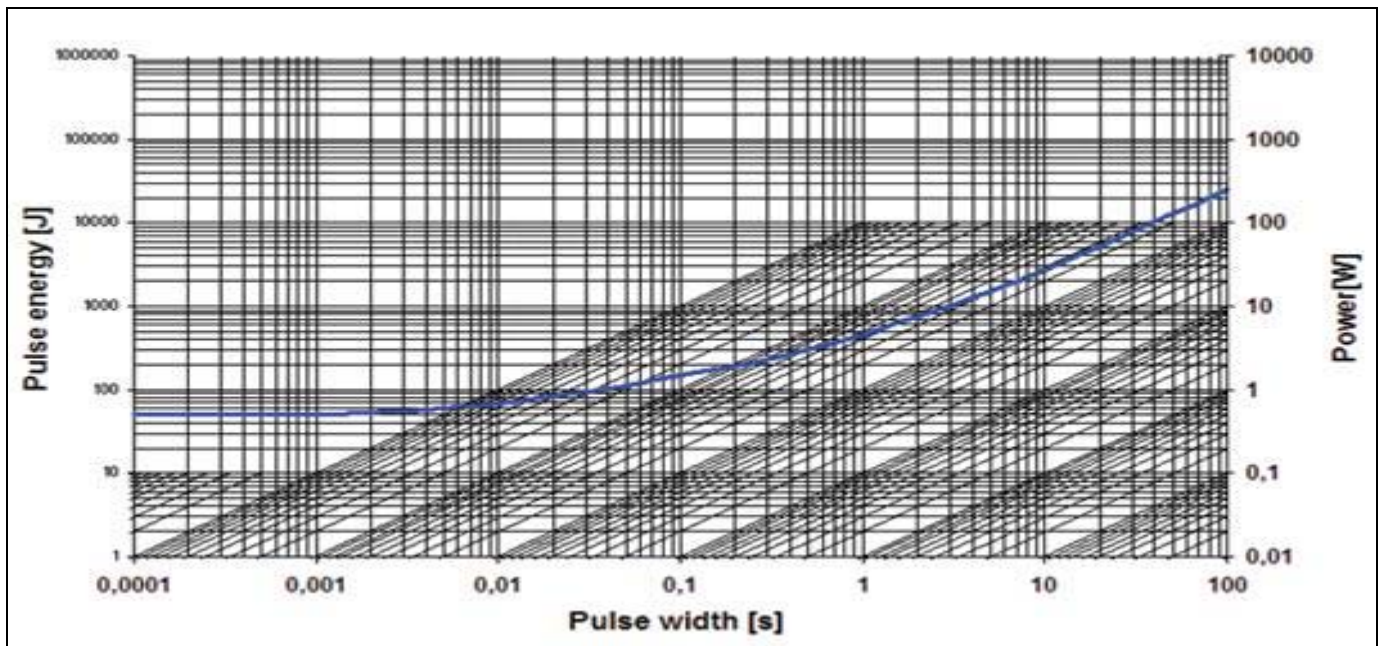


DERATING CURVE & LONG TERM STABILITY



* Warranty : All information regarding the suitable, workability and applicability of our products, all technical advice and other information are provided to the best of our knowledge and belief, but shall not discharge the buyer from his own examinations and tests

MAXIMUM PULS ENERGY RESP. PULSE POWER FOR CONTINUOUS OPERATION



* This curve is only valid for the resistance value R005. The shape of the curve in the range below 0.1 sec will be different for other resistance values. Therefore a separate qualification should be made for pulse power close to the above curve.