

LR 1206

Metal Alloy Low-Resistance Resistor



■ Features

- Ideal for all types of current sensing, voltage division and Pulse applications including switching and linear power Supplies, Instruments, power amplifiers.
- Proprietary processing technique produces extremely low Resistance values.
- High-temperature performance (up to +170°C)
- Metal Strip resistive material stable and ultra low TCR. Low and Stable $TCR \leq \pm 50 \text{ppm}/^\circ\text{C}$
- Pure tin plating provides compatibility with lead (Pb) free and lead containing soldering processes.
- Compatible with "Restriction of the use of Hazardous Substances" (RoHS) directive 2002/95/EC (issue 2004).
- PFOS, PFOA, PAHs, Halogen free and REACH compliant.
- Excellent stability ($|\Delta R/R| \leq \pm 1.0\%$ for 1,000 h at 70°C) different environment conditions.
- High volume product suitable for commercial and special applications.
- Suitable for high precision current sensing circuit protection application.
- Miniature size suitable for compact Print Circuit Boards of high-precision electronic products.



■ Applications

- Power Supply, Battery Pack, DIY Tools, Inverter/Converter(AC/DC, DC/DC, DC/AC)
- Measurable Instrument, Consumer Electrics, Note Book, PC Power Pack, LED Driver, Others (Auto Tronics...etc.).

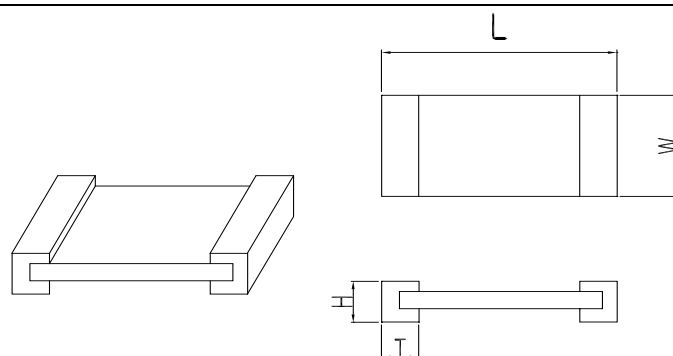
■ GENERAL SPECIFICATIONS

Model	Power Rating at 70°C [Watts]	Max. Rating Current	Max. Overload Current	Operating Temp. Range	TCR [PPM/°C]	Resistance Range[mΩ]**	
						±0.5%(D)	±1.0%(F) ±2.0%(G) ±5.0%(J)
LR1206	0.5W	22.36A	44.72A	-55 ~ +170°C	1~4=±50	7.0~50.0	1.0~50.0
	1.0W	31.62A	63.25A		4.1~15=±25		

Remark :

- The Max. Power Rating is operated at 70°C.
- **Special tolerance and range of resistance are under requested.
- Rating Current : $I = \sqrt{P/R}$

■ DIMENSIONS



Model	DIMENSIONS - in inches (millimetres)				
	Resistance Range [mΩ]	L	W	H	T
LR1206	1.0 ~ 50.0	0.126±0.010 (3.200±0.254)	0.063±0.010 (1.600±0.254)	0.0254±0.010 (0.645±0.254)	0.020±0.010 (0.508±0.254)

■ CHARACTERISTICS

Short Time Overload	(R/R1) ≤ ±0.5%	4times rated power, 5sec.
Insulation Resistance	≥10 ⁹ Ω	DC100±15V for 1minute
Dielectric Withstanding Voltage	Without break down	AC500V for 1minute, Max.50mA
Resistance to Solder Heat	(R/R1) ≤ ±0.5%	Solder temp./immersion time : 260±5℃, 10±1sec. and 350±10℃, 3.5±0.5 sec.
Solderability test	95% coverage	Specimen prep. : 4hours ±15 min. Steam Aging : Solder Bath/Dip and Look Test, 245±5℃, 3±1sec.
Vibration	(R/R1) ≤ ±0.5%	Frequency varied 55Hz in one minute,3 orientations, Total duration 12hours
Resistance to solvent	(R/R1) ≤ ±0.5%	Immersion time : 60±5sec, 20℃~25℃
Mechanical Shock	(R/R1) ≤ ±0.5%	100 grams for 6 milliseconds, 5 pulses
Low Temperature Exposure(Storage)	(R/R1) ≤ ±0.5%	1,000hours, -55℃
High Temperature Exposure(Storage)	(R/R1) ≤ ±1.0%	1,000hours, +170℃
Temperature Cycling (Rapid Temp. Change)	(R/R1) ≤ ±0.5%	Air to air, -55℃ to +150℃, 1,000cycles, 15minutes at each extreme, transition time 2 to 3 minutes
Moisture Resistance (Climatic Sequence)	(R/R1) ≤ ±0.5%	Mil-STD-202, Method 106 0% power, 7a and 7b not required, t=24 h/cycle, 10cycles, Unpowered
Bias Humidity	(R/R1) ≤ ±0.5%	+85℃,85% RH, 10% Bias, Extended Life 1000 hours, 1.5 hours On, 0.5 hours Off
Load Life	(R/R1) ≤ ±1.0%	Rated continuous working voltage : 70℃ 1000hours, 1.5hours ON, 0.5hours Off

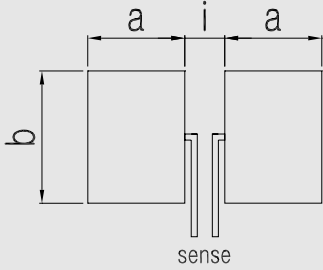
■ ORDERING PROCEDURE EXAMPLE

LR1206	-	2	1	R001	F	4
↓		↓	↓	↓	↓	↓
Model(size)		Number of Terminals	Power Rating (Watts) C : 0.5W 1 : 1W	Resistance EX : R001=1mΩ R010=10mΩ	Tolerance D=±0.5% F=±1.0% G=±2% J=±5%	Packing

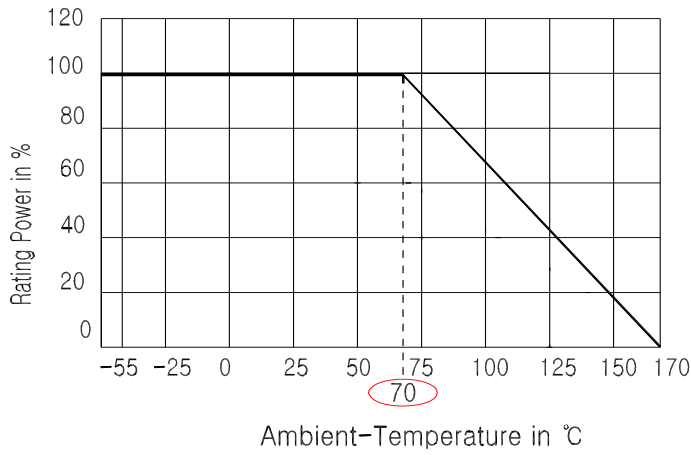
Remark

- "*" normal product order information has 4digits, if includes one decimal point then the order information should be 5 digits(e.g. 0.5mΩ is R0005), if includes 2 decimal points, then it should be 6digits (e.g. 0.25mΩ is R00025).
- The detail marking format please refer to "MARKING"
- "**" special tolerance and range of resistance are under requested.
- "***" the packing quantity : 4 means 4k pieces per reel.

■ SOLDER PAD DIMENSIONS

	Model	SOLDER PAD Dimension - in inches (millimetres)			
		Resistance Range [mΩ]	a	b	i
	LR1206	1.0~50.0	0.063(1.60)	0.086(2.18)	0.026(0.66)
		Remark : 0.5, 1.0 Watts with total solder pad trace size of 100mm ²			

■ DERATING CURVE



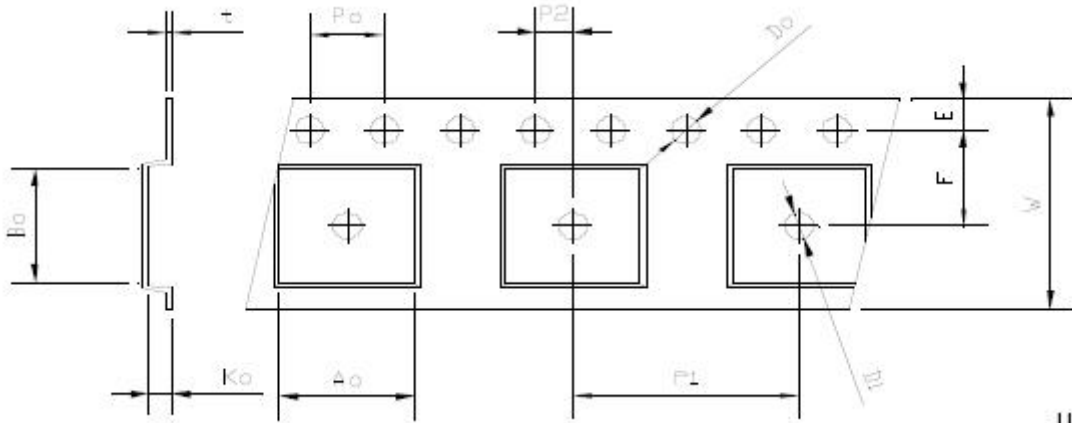
■ MARKING



Ex. Resistance 10mΩ
 (for all LR1206 products)

■ PACKAGING

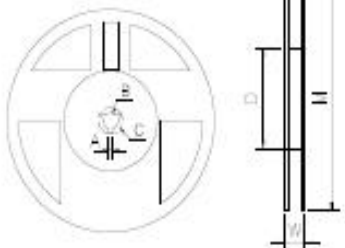
▪ Embossed Dimensions



Unit: mm

Item	W	P1	E	F	Do	D1	P0	Po*10	P2	Ao	Bo	Ko	t
Spec.	8.00	4.00	1.75	3.50	1.50	1.00	4.00	40.00	2.00	1.83	3.48	0.90	0.20
Tole.	±0.15	±0.10	±0.10	±0.10	±0.05	±0.10	±0.10	±0.20	±0.10	±0.10	±0.10	±0.10	±0.05

▪ Reel Dimensions (Unit : mm)



Reel Type / Tape	W	M	A	B	C	D
7" reel for 8mm embossed	12.00±0.5	178±1.0	2.0±0.5	13.5±0.5	17.7±0.5	60.0±0.5